



Limelight® Collection

Every Day Made Better®

What makes a Hot Spring® spa different? You. For more than 40 years we've been designing and building hot tubs that deliver The Absolute Best Hot Tub Ownership Experience® for people just like you. We believe you deserve better massage, better water and better energy efficiency—every day. So we make it our mission to design and build the world's most innovative, energy-efficient hot tubs that are beautiful to look at and easy to care for and enjoy for many years.

A Hot Spring spa is your personal retreat—a makes-my-day ritual. It's a well of inspiration you can draw from any time, and a place to dissolve worries, aches and pains. This daily self-care routine helps you relax, rediscover yourself, revive your energy and connect with what matters most. In a Hot Spring spa, you'll see your days, your nights and yourself in a whole new light.

Better Self

Our bodies are mostly water. Regular hot tubbing in a Hot Spring spa provides a unique sense of well-being and relaxation. Powerful, precise jets target and release tight muscles. Contoured seats position your body to enjoy a just-right massage. Here, you discover your best self.

Better Relationships

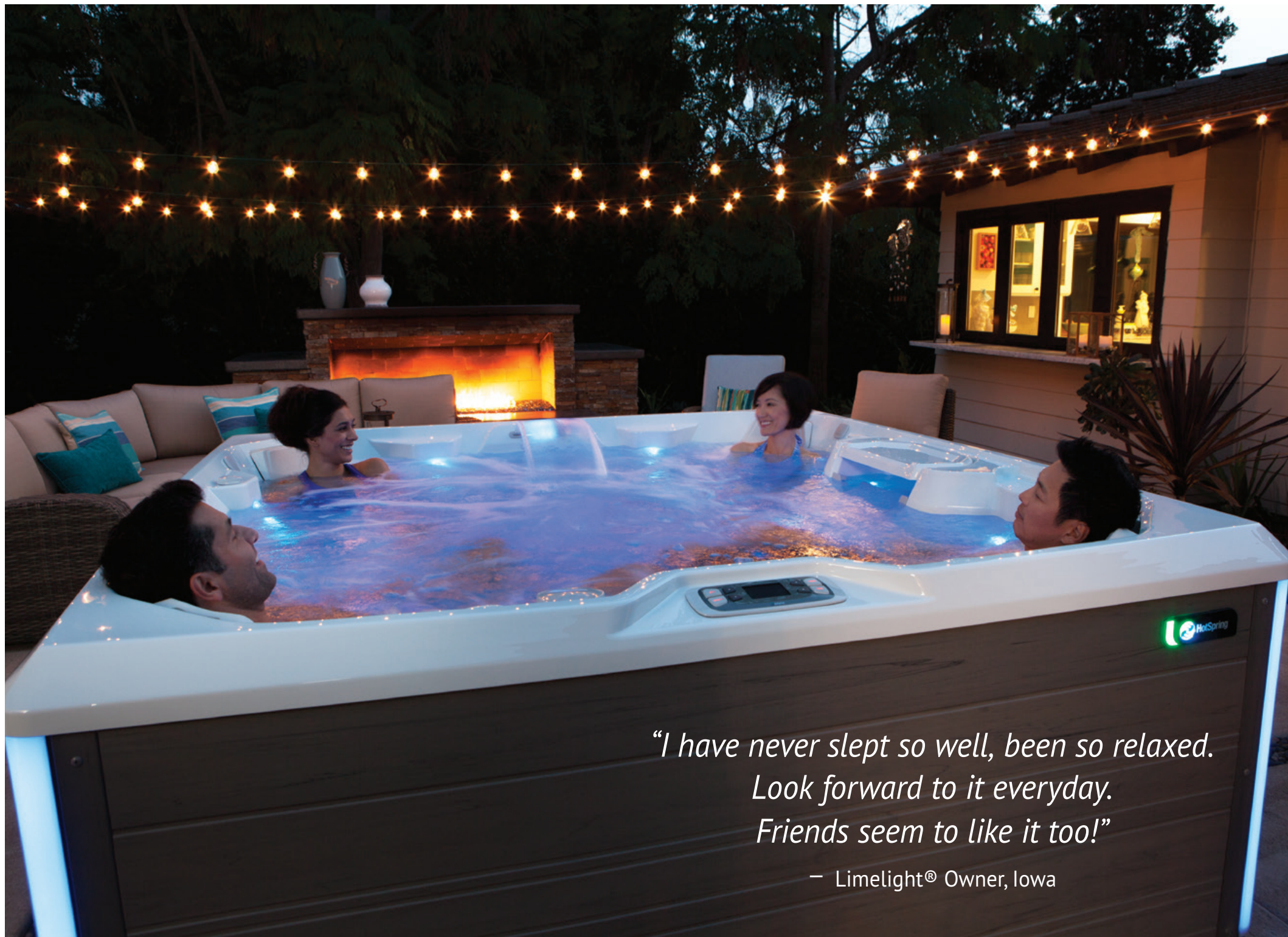
Me time and we time. You can have both. Whether you use your Hot Spring spa alone or with others, you'll discover deeper connections and more meaningful conversations. This is your special place to reconnect and open up—you come here to strengthen your bonds. You'll find that the benefits of spa time flow well beyond just your time in the water, filling your life with moments that fuel your best relationships.

Better Life

In your Hot Spring hot tub, you slow down to enjoy the natural world sometimes missed in the day-to-day rush. Here you can rediscover a starry summer night, a harvest moon, or falling leaves on an autumn day. The rhythm of the seasons plays out every day, and time spent outside, immersed in the warm water of your Hot Spring spa, brings nature closer. This is where you find your best life.

What makes a Hot Spring spa better?

We've spent years perfecting features that you may never see or even think about, so that owning and enjoying your Hot Spring spa is worry-free. You can relax and focus on what matters most because we design every detail—from the seat contours, the jet pressure, and even how each light is placed—for your perfect hot tub experience.



*"I have never slept so well, been so relaxed.
Look forward to it everyday.
Friends seem to like it too!"*

— Limelight® Owner, Iowa

The Limelight® Collection

You want the very best for yourself and your family. You spend your money wisely and make the most of every minute. Your hot tub should live up to your high standards. But with so many choices out there, how do you find your perfect hot tub?

The Fountain of You

Meet the Limelight Collection from Hot Spring®. These vibrant, inspiring spas are the ultimate wellness retreat you can enjoy every day and any time, with the added confidence of exceptional quality and industry-leading customer care.

What's more, powerful jets deliver an unparalleled and customizable massage experience. Innovative design makes these spas stand out from the crowd. And they're easy to use and maintain.

Backed by the quality, reliability and reputation of the number one brand in hot tubs, it's easy to see why a Limelight Collection spa is the best premium spa for quality and value.





Step Into the Limelight

Whether you prefer to soak at the break of dawn or under a star-filled sky, time spent in a Hot Spring® spa will help enrich your life. With more visual appeal, design innovation and interior room than ever, our Limelight® Collection spas are ideal for starting or ending your day refreshed and renewed.

The crisp, clean design opens to a spacious interior where each seat is shaped to follow the body's natural contours for added comfort and support. A variety of massage jets are carefully placed to provide full-body therapy. And its innovative,

multi-point lighting system and full-length corner sconces create a truly special ambiance, whether you're soaking inside the spa or entertaining friends on the patio.

These hot tubs are built for years of enjoyment with premium materials, legendary Hot Spring attention to detail, quality construction, and backed by a comprehensive warranty. With best-in-class service and support, a Limelight Collection spa is everything you are looking for in a hot tub, from the leader in the industry.





The geometric lines of the Limelight® Collection complement a range of home styles, from contemporary to traditional. Inspired by outdoor design trends, the horizontal siding is modern yet timeless, and offered in a range of colors.

1. Sleek design inside and out

Crisp lines and subtle contours offer a fresh approach to spa design and a look that reflects Hot Spring® quality and innovation.

2. Roomy, comfortable seating

Sculpted acrylic seats position your body to relieve stress and keep you in place while providing more interior space.

3. Durable cabinet

Long horizontal panels with a subtle wood grain effect give the spa siding a warm, contemporary look and timeless beauty. Built to endure the elements, the cabinet is backed by a five-year limited warranty.

4. Ready indicator light

One glance and you'll know the spa is ready. It also provides service and maintenance diagnostics.

5. Accent lighting

Points of light in three sizes and full-length corner scone lights illuminate the spa inside and out. Six colors, adjustable for brightness, create a calm to vibrant visual effect.



*“The spa is comfortable
and the massage is
awesome.”*

— Limelight® Owner, Texas

Better Massage

After 40 years and more than a million hot tubs, we've perfected the process for creating a unique warm water massage experience. Lots of powerful jets mean nothing if they don't hit the right spot, with the right amount of therapeutic massage.

Hot Spring® spas are designed with seating and jets that work together, giving you a better massage experience that is precise and personalized to your preference.

Customizable massage

You have different needs on different days. Only Hot Spring has the Comfort Control® system, which allows you to dial in the ideal amount of air and water for powerful hydromassage or just a soft touch—simply turn the jet face. An easy-to-reach diverter lets you control jet flow for a truly personalized experience with the SmartJet® system.

Head to toe

Carefully placed jets target specific muscle groups, from your neck to your shoulders, back, calves, wrists and even your feet. Choose your ideal seat. In a Limelight® Collection spa you have a variety of choices for a complete, full-body massage.

Comfort that fits you

A better massage starts with comfortable seats shaped to fit the body's natural contours. Combined with a spacious foot well and integrated pillows, Limelight Collection seats are positioned to relieve pressure and stress. With multi-level seating, there's a comfortable spot for everyone, and a just-right place for any body's specific need.



SmartJet lets you control the jet flow on and off to customize your experience.



Better Water

We make it easy to maintain fresh, sparkling-clean spa water. A variety of choices and innovative solutions allow you to pick the best system for you. Better water and easier maintenance means you'll spend even more time enjoying your spa.

Dual-action filtration

2018 Limelight® Collection spas feature a unique two-filter design for more effective, constant filtration. One filter is dedicated for 24-hour filtration with the SilentFlo 5000® circulation pump that's quiet and continuous. The other filter is dedicated to the jet pumps to clean water when you need it most. Two filters provide more total effective area to keep water cleaner with less maintenance. The simple, top-loading design allows for easy filter cleaning.



EverFresh® water care system

In this complete sanitizing system, three elements—ozone, silver ions, and MPS non-chlorine shock—combine to provide lasting protection, with a minimal need for chlorine.

1. FreshWater® III Ozone System. Standard on every spa, this high-output system continuously injects millions of tiny, concentrated ozone bubbles into the water, neutralizing contaminants on contact.

2. FreshWater Ag+® Silver Ion Cartridge. Optional silver ions, when combined with EverFresh or ACE®, provide the most effective water care to inhibit bacteria growth.

3. FreshWater MPS Non-chlorine Shock. Oxidizes contaminants, removes odor and brightens dull water.

Exclusive ACE® Salt Water System

Patented and revolutionary, our best low-maintenance water care system is optional on all Limelight Collection spas. This highly effective salt water system is a Hot Spring® exclusive that cleans the water automatically, saves time, reduces chemical use, and helps spa water last up to 12 months*. With sparkling water that's ready when you are, you'll spend minimal time caring for your hot tub and more time in it. Enjoy more natural spa water and soft-feeling skin with virtually no chlorine odor.

*Visit HotSpring.com/save-water for more information.



*"Switched to ACE Water System and it is
certainly much easier to maintain."*

— Limelight® Owner, Montana

ACE® Your Water Care

Only the ACE Salt Water System creates "active oxygen" and other powerful cleaners from just a little salt and your spa water, so there are fewer chemicals added. Patented diamond technology eliminates contaminants that impact water quality. The system cleans spa water automatically and generates chlorine and other cleaners for a set amount of time each day, based on your needs. Even when you're not thinking about water care, the ACE system is keeping your spa water clean.

Visit HotSpring.com/save-water for more information.

ACE™
SALT WATER SYSTEM

Better Energy Efficiency



Hot Spring® leads the industry in engineering and manufacturing energy-efficient hot tubs. You won't have to worry about high energy bills because our spas feature a comprehensive EnergySmart system, which keeps the water at your desired temperature while using the least amount of energy possible.

- Limelight® Collection spas feature innovative FiberCor® insulation, which fills the cabinet completely to a density four times greater than the half-pound foam used in most spas.
- We manufacture our spa covers to ensure a custom fit and tight seal. Dense foam insulation creates a high R-value core and a special insulating seal prevents heat from escaping at the seam, keeping energy bills low.
- Our SilentFlo 5000® low-energy circulation pump continuously moves spa water, while using less energy to operate than a 40-watt light bulb.
- Dedicated WaveMaster® pumps power your jets and are only activated when you need them.



- The SmartJet® system lets you direct water to the specific group of jets you choose. This saves horsepower and energy for when and where you need it.
- We design our No-Fault® Heater to maximize the transfer of heat to the water for ultimate efficiency.
- Our patented pump shroud transfers exhaust heat from the equipment compartment to the water, minimizing cool down and reducing energy consumption.
- All models feature dimmer-controlled LED lighting that uses minimal energy.

We set the standard

However you enjoy your Hot Spring spa, you can be sure it is designed to keep operating costs low. All models meet stringent California Energy Commission (CEC) standards as well as the national energy efficiency standard for portable spas, APSP 14.

"We are looking forward to the cold winter Minnesota nights to sit in it. We have been looking at hot tubs for some time and decided now is the time. It was an easy buy.

Thank you!"

– Limelight® Owner, Minnesota



See Things in a Whole New Light



Interior lighting

The sights and sounds of moving water can be exceptionally calming and peaceful. Illuminated, water arcing into the spa adds beauty and ambiance to your experience.


Match your mood

The interior lighting system features multiple points of light in a mix of three lens sizes placed to accent the contours of the spa shell. Match the color to your mood by selecting the hue and brightness of your choice, or cycle through all six vibrant colors.



Exterior lighting

There's nothing like exterior lighting to set the scene, and the customizable LED lights on Limelight® Collection spas are best appreciated in person to experience their full dramatic impact. Two exterior lights integrate with the front corners of the spa from top to bottom, creating an illuminated and elegant look that is unlike any other. With adjustable brightness and six color options, the multi-color LED lighting can be set to automatically turn on for four hours each evening.



Select from six jewel-tone colors: royal, teal, emerald, gold, plum or ruby.

“We especially love the rainbow colors of LED lights. At night the lights really set the mood reflecting off the waterfall. Fun Tub!” – Limelight® Owner, Washington



At Your Command

Smart, simple operation

Adjust the jets, lighting, wireless entertainment and more with the IQ 2020® spa control system – no programming required. Access the main control panel from inside or outside the spa. Choose your ideal water temperature, then “set it and forget it.” Even after a power outage, your spa automatically resumes normal operation to your preferred settings.

Advanced control panel

It's easy to access the spa lock function, a convenient 10-minute clean-up cycle and other features from the main control panel. Dedicated buttons for jets and lighting let you quickly adjust the features you use most.



Ready when you are

You'll always know when your spa is ready—even from a distance and when the cover is on. The proprietary software works as an advanced diagnostic system. Its easy-to-see, color-coded lighting shows at a glance when your spa is at set temperature. The logo light will indicate if it needs maintenance, a filter change or service—something you'll only find in a Hot Spring® spa. It's a real advantage, especially in winter.



Green – The spa is ready to use.



Yellow – The spa is safe to use. However, an installed optional feature may need attention.




Red – Contact your dealer. Share the information on the control panel, if available, with the dealer to determine what may be needed.



"The 1st day I was already in it! Love the look of it. Have had another Hot Spring spa in the past when I lived in New Hampshire and was missing something here in Tennessee. Not any more! Got my Hot Spring!!"

— Limelight® Owner, Tennessee

Entertainment & Innovations



Wireless connectivity

There are so many ways to enjoy entertainment in your Limelight® Collection spa. An optional wireless entertainment system with extended Bluetooth® technology allows you to stream music live or from your playlist. Or, listen to a podcast or audio book. The system connects devices from up to 150 feet, and song titles display on the easy-to-read control panel. Order your spa with four speakers placed for optimal sound quality.



Picture perfect

Add the optional all-weather 22" HD Wireless Monitor to enjoy live TV, stream video and more while inside your spa or entertaining in your backyard. The 1080p screen resolution delivers exceptional picture quality with anti-reflective, anti-glare coating. A monitor stand slides under the base of the spa for easy and secure installation. Add a streaming stick or connect to any in-home video source with HDMI convenience. A sturdy frame and tempered glass make this LCD monitor ideal for outdoor use. A heavy-grade vinyl monitor cover offers additional protection in a range of colors to match your spa cover.





Year-Round Enjoyment

Just chillin'

With the optional CoolZone® System, you can easily heat or cool the water—that's not possible with most spas. Enjoy a cool dip during the day, a warm soak later that night or cold-water therapy any time. The CoolZone System works with your spa heater to efficiently raise or lower the temperature in just a few hours.



Peace of Mind

So connected

Are you on the go, have a second home or just want peace of mind? Connexion® remote spa monitoring looks after your Hot Spring® spa even when you can't. This patented technology allows you and your Hot Spring dealer to monitor your spa from anywhere, and the VirtualValet messaging feature alerts you and your dealer if your spa needs attention. That means regular maintenance or service can be scheduled without delay—even if you're away.



Accessories[®]

You'll enjoy your spa more often with the added convenience provided by these Hot Spring[®] Accessories[®]. They are specifically designed for your Limelight[®] Collection hot tub so you can get the most out of your experience. Don't compromise your warranty or your investment by choosing other brands. Insist on genuine Hot Spring Accessories.

Convenient cover lifters


Our proprietary cover removal systems, specifically designed to work with your Hot Spring cover, make using your spa easy. These patented designs eliminate the need to drag the spa cover on and off with each use and help to extend the life of the cover.



CoverCradle[®]

These premium cover removal systems feature a low-profile design and pneumatic gas shocks for ultra-smooth gliding that makes removal a breeze. CoverCradle uses dual

pneumatic shocks. The CoverCradle II uses one gas shock. Both require 24" minimum clearance (actual clearance may vary depending on spa model and location).



Lift'n Glide[®]

It's as simple as it sounds—lift the cover, then glide it back and open for quick, convenient access to your Hot Spring spa. Requires 14" minimum clearance (actual clearance may vary depending on spa model and location).



UpRite[®]

Limited clearance on your deck or in your gazebo or small patio? The UpRite cover lifter is ideal and provides added privacy when the hot tub is in use. Requires 7" minimum clearance (actual clearance may vary depending on spa model and location).

Easy access steps

Complement your Limelight Collection spa and allow for safe entry and exit.



Everwood[®]

The Everwood steps are made from the same rigid polymers as your Limelight Collection spa cabinet and are available in matching Coastal Gray, Espresso or Sable cabinet colors.

Polymer

Made from durable, lightweight polymer, it's recyclable at the end of its life. Also available in matching Coastal Gray, Espresso or Sable cabinet colors.





Spa side umbrella

Shade your spa with the 360° rotating spa side umbrella. Powder-coated aluminum and zinc-plated steel make it rust-resistant. A base plate under the spa cabinet provides stability. Available in Crème or Navy with 9' 9" canopy diameter.

Spa side towel tree

Keep your towel within reach with this easy-to-assemble towel tree. Made of bronze powder-coated aluminum, it makes a stylish and convenient addition to your spa.

Spa side handrail

The handrail base plate slips securely under the spa cabinet for stability. The handrail swings in and out of your spa, so it's easy to reach upon entering or exiting. A battery-powered LED light adds convenience and safety at night.

The Absolute Best Hot Tub Ownership Experience®

We are passionate about making the world's best hot tubs and delivering an unparalleled ownership experience. Our hot tubs are consistently recognized for outstanding quality and value. Hot Spring® spas are made by Watkins Wellness®, an experienced team with an average employee tenure of more than a decade. This dedication and experience means unsurpassed quality, confidence and reliability for you and your family, and many years of enjoyment in your Hot Spring hot tub.

Your hot tub connection



We are the only hot tub brand to sell more than one million spas—that means there are more Hot Spring spas in backyards than any other brand. In fact, some families are second- and third-generation owners! We are the brand of choice, sold in all 50 states, Canada and nearly 70 other countries.



WatkinsWellness®

Feel good. Live well.™

Watkins Wellness®, the leader in hot tub and aquatic fitness products, is part of MASCO Corporation, a Fortune 500 company whose family of quality home products includes:



We have earned SpaSearch Certification for providing a superior ownership experience every year since the award's inception in 2005.

The best hot tub retailers

When you choose a Hot Spring spa, you choose leading-edge innovation in spa features and design, as well as trained professionals. Our skilled local retailers deliver unmatched customer care before, during and long after your purchase. We have the most extensive network of genuine, passionate and helpful retailers in the industry.

A brand you can trust

For over 40 years, we've built our reputation on quality, but you don't have to take our word for it. Hear from real Hot Spring owners, people just like you at HotSpring.com/Reviews.



Our promise to you

Our warranty is comprehensive and straightforward, and we are proud to disclose it in detail. This is our pledge of quality to you.

7 Year No-Leak Shell Warranty

5 Year Shell Surface Warranty

5 Year No-Leak Plumbing Warranty

5 Year Component Warranty

5 Year No-Fault® Heater Warranty

5 Year Everwood® Cabinet Warranty

3 Year Light Assembly Warranty

Read full warranty at HotSpring.com/hot-tub-owners/hot-tub-warranty/limelight

“We use it in the morning with coffee and in the evening to relieve the stress of the day. There is no buyer’s regret with the purchase of our hot tub”

— Limelight® Owner, Texas



The Limelight® Collection

Contemporary style with exceptional performance

The Limelight Collection delivers exceptional quality, beauty and performance. The spacious interiors, geometric design and multi-color points of light accenting the sculpted shells give the spas a modern flair. You can sit back and relax in the spacious seats knowing you've chosen the best – a Hot Spring® spa built for a great massage, low operating costs, and easy maintenance. It's The Absolute Best Hot Tub Ownership Experience®.



Prism™ - Seats 7



Pulse® - Seats 7



Flair® - Seats 6



Flash™ - Seats 7



Beam™ - Seats 4

Shell

The shell is a fiberglass-reinforced acrylic material for lasting beauty and durability. Choose from an array of colors ranging from traditional to modern.



Alpine White

Ice Gray


Platinum

Tuscan Sun

Desert

Cabinet

We pioneered the embossed wood grain look found on spas today, and the Limelight® Collection cabinet features our exclusive Everwood® material built to deliver high style, low maintenance and exceptional durability. Choose from three colors, which complement a variety of architectural styles.




Coastal Gray

Sable

Espresso

Covers

Every Limelight Collection cover is UL classified in accordance with ASTM safety standards. It includes child-resistant safety locks and adjustable straps that help keep it securely in place.



Slate

Caramel

Chestnut

Evergreen



PRISM™

Seating for 7 | 73 jets



Key Features and Options

- Lounge seat
- Adirondack-style seat
- JetStream® XL
- 7'7" x 9'2" x 38"/2.31m x 2.79m x 0.97m
- 525 gallons/1,990 liters
- Three jet pumps
- Comfort Control® hydromassage
- Dual-action filtration
- FreshWater® III Ozone System
- FiberCor® high-density insulation
- Genuine Hot Spring® insulating cover
- ACE® Salt Water System (optional)
- Wireless entertainment (optional)

Bigger is better.

Our largest spa in the Hot Spring® Limelight® Collection, the Prism is ideal for an active family and entertaining. With seating for seven, it features a relaxing lounge and an Adirondack-style seat with wrist, calf and foot therapy jets.

Designed for an exceptional overall massage experience, the Prism includes several directional Precision® jets and powerful hydrotherapy jets. Its JetStream® XL, found only on our biggest and best Limelight spa, delivers an exceptional foot and leg massage.

See detailed specifications for the Prism on page 36.



Prism shell shown in Ice Gray.



PULSE®

Seating for 7 | 49 jets



Key Features and Options

- Open seating
- 7'5" x 7'5" x 38" / 2.26m x 2.26m x 0.97m
- 445 gallons / 1,685 liters
- Two jet pumps
- Comfort Control® hydromassage
- Dual-action filtration
- FreshWater® III Ozone System
- FiberCor® high-density insulation
- Genuine Hot Spring® insulating cover
- ACE® Salt Water System (optional)
- Wireless entertainment (optional)

Relax with the people who matter most.

Stay connected with family and friends in the Pulse, a spacious spa that seats up to seven adults. Open and comfortable, it's an ideal conversation hub that features powerful hydromassage, with directional Precision® jets in the foot pod, accessible from every seat.

See detailed specifications for the Pulse on page 36.



Pulse shell shown in Alpine White.



FLAIR®

Seating for 6 | 43 jets



Key Features and Options

- Lounge seat
- 7' x 7' x 36"/2.13m x 2.13m x 0.91m
- 335 gallons/1,270 liters
- Two jet pumps
- Comfort Control® hydromassage
- Dual-action filtration
- FreshWater® III Ozone System
- FiberCor® high-density insulation
- Genuine Hot Spring® insulating cover
- ACE® Salt Water System (optional)
- Wireless entertainment (optional)

Surround yourself with soothing jets and style.

With seating for six that includes a row of open contoured seating and a generous lounge, this popular-sized spa offers great versatility. The Flair features ample space and rejuvenating massage jets carefully placed to treat tension areas throughout the body. With its range of therapy options, this promises to be your go-to place for relaxing in style.

See detailed specifications for the Flair on page 36.



Flair shell shown in Alpine White.



FLASH™

Seating for 7 | 41 jets



Key Features and Options

- Open seating
- 7' x 7' x 36"/2.13m x 2.13m x 0.91m
- 360 gallons/1,365 liters
- Two jet pumps
- Comfort Control® hydromassage
- Dual-action filtration
- FreshWater® III Ozone System
- FiberCor® high-density insulation
- Genuine Hot Spring® insulating cover
- ACE® Salt Water System (optional)
- Wireless entertainment (optional)

A true crowd pleaser.

With seating for seven adults and an ample interior, this spa shines as a favorite place for the family. The contemporary geometry is showcased by open seating, an octagonal foot well, and contoured lines accented by multi-color points of light.

The Flash offers a spacious interior with a popular 7' x 7' footprint. A pod in the foot well has four directional Precision® jets for a foot massage from each angled seat.

See detailed specifications for the Flash on page 37.



Flash shell shown in Alpine White.



BEAM™

Seating for 4 | 19 jets



Key Features and Options

- Open seating
- 6' 8" x 6' 8" x 33" / 2.03m x 2.03m x 0.84m
- 310 gallons / 1,175 liters
- One jet pump
- Comfort Control® hydromassage
- Dual-action filtration
- FreshWater® III Ozone System
- FiberCor® high-density insulation
- Genuine Hot Spring® insulating cover
- ACE® Salt Water System (optional)
- Wireless entertainment (optional)
- Available as 115v/20amp or 230v/50amp

Small stature. Big possibilities.

The Beam is a smaller spa, perfect for two yet roomy enough to comfortably fit up to four adults. It's an intimate space where you can immerse in a therapeutic massage and take in the beauty that surrounds you.

Each corner seat features a different hydrotherapy option and the large foot well is an added bonus in this spa's generous interior.

See detailed specifications for the Beam on page 37.



Beam shell shown in Alpine White



	PRISM™	PULSE®	FLAIR®
Seat Capacity	7 adults	7 adults	6 adults
Dimensions	9'2" x 7'7" x 38"/2.79m x 2.31m x 0.97m	7'5" x 7'5" x 38"/2.26m x 2.26m x 0.97m	7' x 7' x 36"/2.13m x 2.13m x 0.91m
Gallons	525 gallons/1,990 liters	445 gallons/1,685 liters	335 gallons/1,270 liters
Dry Weight	1,190 lbs./540 kg	1,015 lbs./460 kg	875 lbs./400 kg
Filled Weight*	6,795 lbs./3,085 kg	5,950 lbs./2,700 kg	4,720 lbs./2,140 kg
Shell Colors	Alpine White, Ice Gray, Platinum, Tuscan Sun or Desert	Alpine White, Ice Gray, Platinum, Tuscan Sun or Desert	Alpine White, Ice Gray, Platinum, Tuscan Sun or Desert
Cabinet Options	Coastal Gray, Espresso or Sable	Coastal Gray, Espresso or Sable	Coastal Gray, Espresso or Sable
Jets	73 TOTAL JETS 1 JetStream® XL jet 1 XL Dual Rotary jet 2 XL Single Rotary jets 3 XL Directional jets 7 Standard Dual Rotary jets 4 Standard Single Rotary jets 4 Standard Directional jets 10 Rotary Precision jets 41 Directional Precision jets	49 TOTAL JETS 1 XL Dual Rotary jet 1 XL Single Rotary jet 2 XL Directional jets 4 Standard Single Rotary jets 2 Standard Directional jets 4 Rotary Precision jets 35 Directional Precision jets	43 TOTAL JETS 1 XL Dual Rotary jet 2 XL Single Rotary jet 1 XL Directional jet 6 Standard Dual Rotary jets 2 Standard Directional jets 31 Directional Precision jets
Water Feature	Vidro® backlit ribbon waterfall	Vidro® backlit ribbon waterfall	Vidro® backlit ribbon waterfall
Water Care System	FreshWater® III Corona Discharge Ozone (standard) ACE® Salt Water System (optional) EverFresh® System (optional)	FreshWater® III Corona Discharge Ozone (standard) ACE® Salt Water System (optional) EverFresh® System (optional)	FreshWater® III Corona Discharge Ozone (standard) ACE® Salt Water System (optional) EverFresh® System (optional)
Pumps	Pump 1 - Wavemaster® 9200 Two-Speed 2.5 HP, continuous duty 5.2 HP, breakdown torque Pump 2 -Wavemaster® 9000 One-Speed 2.5 HP, continuous duty 5.2 HP, breakdown torque Pump 3 -Wavemaster® 9000 One-Speed 2.5 HP, continuous duty 5.2 HP, breakdown torque	Pump 1 - Wavemaster® 9200 Two-Speed 2.5 HP, continuous duty 5.2 HP, breakdown torque Pump 2 - Wavemaster® 9000 One-Speed 2.5 HP, continuous duty 5.2 HP, breakdown torque	Pump 1 - Wavemaster® 8200 Two-Speed 2.0 HP, continuous duty 4.0 HP, breakdown torque Pump 2 -Wavemaster® 8200 Two-Speed 2.0 HP, continuous duty 4.0 HP, breakdown torque
Circulation Pump	SilentFlo 5000® for quiet, continuous filtration	SilentFlo 5000® for quiet, continuous filtration	SilentFlo 5000® for quiet, continuous filtration
Effective Filtration Area	150 sq. ft., top-loading filters	100 sq. ft., top-loading filters	100 sq. ft., top-loading filters
Control System	IQ 2020® with LCD control panel; 230v/50amp, 60Hz or 230v/70amp, 60Hz (optional); Includes G.F.C.I. protected sub-panel	IQ 2020® with LCD control panel; 230v/50amp, 60Hz; Includes G.F.C.I. protected sub-panel	IQ 2020® with LCD control panel; 230v/50amp, 60Hz; Includes G.F.C.I. protected sub-panel
Lighting System	Raio® multi-color interior points of light (38) Exterior multi-color lighting with timer	Raio® multi-color interior points of light (32) Exterior multi-color lighting with timer	Raio® multi-color interior points of light (32) Exterior multi-color lighting with timer
Heater	No-Fault®, 4,000w/230v	No-Fault®, 4,000w/230v	No-Fault®, 4,000w/230v
Vinyl Cover	3.5" to 2.5" tapered, 2 lb. density foam core, with hinge seal in Caramel, Chestnut, Slate, or Evergreen	3.5" to 2.5" tapered, 2 lb. density foam core, with hinge seal in Caramel, Chestnut, Slate, or Evergreen	3.5" to 2.5" tapered, 2 lb. density foam core, with hinge seal in Caramel, Chestnut, Slate, or Evergreen

* Includes water and 7 adults weighing 175 lbs. each
Export models available in 240v, 50Hz, 1500w heater

* Includes water and 7 adults weighing 175 lbs. each
Export models available in 240v, 50Hz, 1500w heater

* Includes water and 6 adults weighing 175 lbs. each
Export models available in 240v, 50Hz, 1500w heater

FLASH™	BEAM™
7 adults	4 adults
7' x 7' x 36"/2.13m x 2.13m x 0.91m	6' 8" x 6' 8" x 33"/2.03m x 2.03m x 0.84m
360 gallons/1,365 liters	310 gallons/1,175 liters
845 lbs./385 kg	700 lbs./320 kg
4,900 lbs./2,225 kg	3,820 lbs./1,740 kg
Alpine White, Ice Gray, Platinum, Tuscan Sun or Desert	Alpine White, Ice Gray, Platinum, Tuscan Sun or Desert
Coastal Gray, Espresso or Sable	Coastal Gray, Espresso or Sable
41 TOTAL JETS 1 XL Dual Rotary jet 3 XL Single Rotary jet 1 XL Directional jet 4 Standard Single Rotary jets 4 Standard Directional jets 4 Rotary Precision jets 24 Directional Precision jets	19 TOTAL JETS 1 XL Directional jet 2 Standard Single Rotary jets 2 Standard Directional jets 14 Directional Precision jets
Vidro® backlit ribbon waterfall	VVidro® backlit ribbon waterfall
FreshWater® III Corona Discharge Ozone (standard) ACE® Salt Water System (optional) EverFresh® System (optional)	FreshWater® III Corona Discharge Ozone (standard) ACE® Salt Water System (optional) EverFresh® System (optional)
Pump 1 -Wavemaster® 8200 Two-Speed 2.0 HP, continuous duty 4.0 HP, breakdown torque Pump 2 - Wavemaster® 8000 One-Speed 2.0 HP, continuous duty 4.0 HP, breakdown torque	Pump 1 - Wavemaster® 9000 One-Speed 2.5 HP, continuous duty 5.2 HP, breakdown torque or Wavemaster® 7000 One-Speed 1.65 HP, continuous duty 3.5 HP, breakdown torque
SilentFlo 5000® for quiet, continuous filtration	SilentFlo 5000® for quiet, continuous filtration
100 sq. ft., top-loading filters	100 sq. ft., top-loading filters
IQ 2020® with LCD control panel; 230v/50amp, 60Hz; Includes G.F.C.I. protected sub-panel	IQ 2020® with LCD control panel; 230v/50amp, 60Hz; Includes G.F.C.I. protected sub-panel or 115v/20amp, 60Hz; includes G.F.C.I. protected power cord
Raio® multi-color interior points of light (27) Exterior multi-color lighting with timer	Raio® multi-color interior points of light (30) Exterior multi-color lighting with timer
No-Fault®, 4,000w/230v	No-Fault®, 4,000w/230v or 1,500w/115v
3.5" to 2.5" tapered, 2 lb. density foam core, with hinge seal in Caramel, Chestnut, Slate, or Evergreen	3.5" to 2.5" tapered, 2 lb. density foam core, with hinge seal in Caramel, Chestnut, Slate, or Evergreen

* Includes water and 7 adults weighing 175 lbs. each
Export models available in 240v, 50Hz, 1500w heater

* Includes water and 4 adults weighing 175 lbs. each
Export models available in 240v, 50Hz, 1500w heater










Visit our website:
hotspring.com

Find us on social media:



#HotSpringSpas



We print our brochures on only Forest Stewardship Council (FSC) paper. Printed in the USA on recycled paper that contains 10% post-consumer waste and is FSC certified. FSC ensures that the paper in our brochures contains fiber from well-managed and responsibly harvested forests. Please pass this catalog on or recycle again.



WatkinsWellness®
Feel good. Live well.™

© 2018 Watkins Wellness, 1280 Park Center Drive, Vista, California 92081. All rights reserved. Specifications, colors, and surface materials subject to change without notice. Not all features are available on all products. Printed in USA. Hot Spring, Limelight, Prism, Pulse, Flair, Flash, Beam, The Absolute Best Hot Tub Ownership Experience, ACE, Clean Screen, Comfort Control, CoverCradle, Connexion, Energy Smart, EverFresh, Everwood, FiberCor, FreshWater, FreshWaterAg+, HydroStream, IQ 2020, Lift 'n Glide, Necessories, No-Fault, Nobody Backs You Better, Precision, Raio, SilentFlo 5000, SmartJet, UpRite, Vanishing Act, Vidro and Wavemaster are trademarks of Watkins Manufacturing Corporation. Bluetooth is a registered trademark of the Bluetooth Special Interest Group (SIG). Delta is a registered trademark of Delta Faucet Company. KraftMaid is a registered trademark of Masco Cabinetry LLC. Behr is a registered trademark of Behr Process Corporation. All 230v models must be installed by a licensed electrician in accordance with local codes. US Patents #5,647,736; #5,742,953; #5,810,257; #5,810,262; #5,924,850; #5,943,711; #6,435,691; #7,162,752; #7,219,690; #7,472,430; #7,472,431; and D492,936; D577,943 and other patents pending.



\$3.95
PN 63261
Rev. A